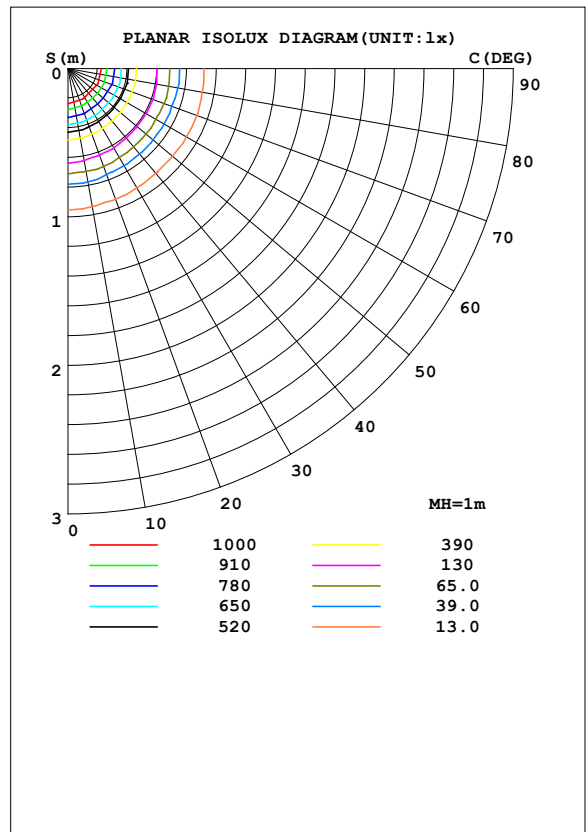
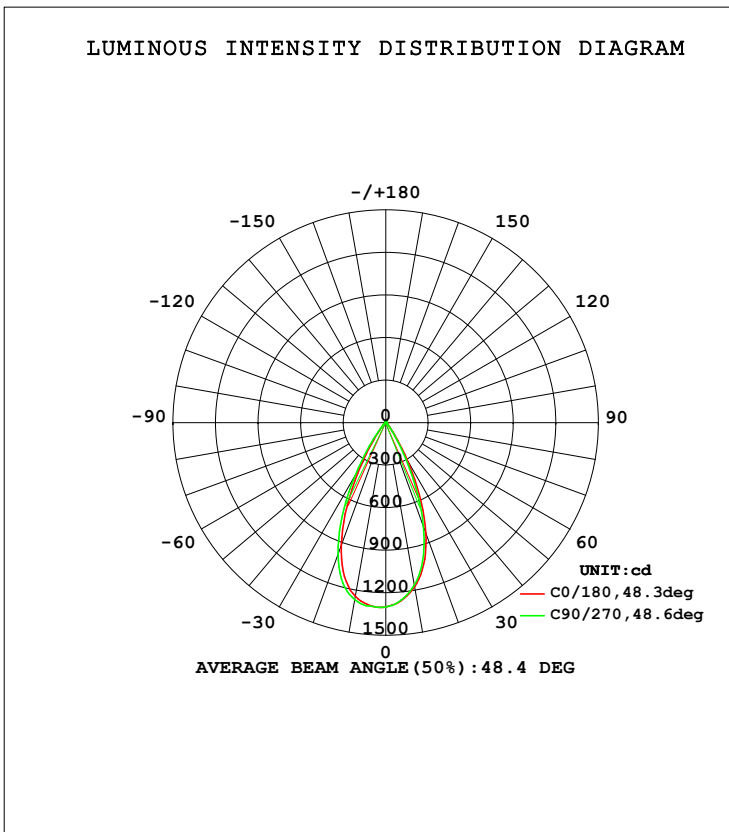


LUMINAIRE PHOTOMETRIC TEST REPORT

Test:U:240.3V I:0.0440A P:9.875W PF:0.9331 Lamp Flux:844.23x1 lm		
NAME: R750	TYPE:	WEIGHT:
SPEC.:	DIM.:	SERIAL No.:1
MFR.: AXG	SUR.:	PROTECTION ANGLE:

DATA OF LAMP		PHOTOMETRIC DATA Eff: 85.49 lm/W			
MODEL		I <sub>max</sub> (cd)	1308	S/MH (C0/180)	0.72
NOMINAL POWER (W)	10	LOR (%)	100.0	S/MH (C90/270)	0.69
RATED VOLTAGE (V)	240	TOTAL FLUX (lm)	844.23	η UP, DN (C0-180)	0.9, 45.3
NOMINAL FLUX (lm)	844.23	CIE CLASS	DIRECT	η UP, DN (C180-360)	0.8, 53.0
LAMPS INSIDE	1	η up (%)	1.7	CIBSE SHR NOM	0.75
TEST VOLTAGE (V)	240.5	η down (%)	98.3	CIBSE SHR MAX	0.75



C Range: 0 - 360DEG  
 C Interval: 22.5DEG  
 Test Speed: HIGH  
 Temperature: 25.3DEG  
 Operators: 03  
 Test Date: 2020-07-27

γ Range: 0 - 180DEG  
 γ Interval: 1.0DEG  
 Test System: EVERFINE GO-2000A\_V1 SYSTEM V2.0.281  
 Humidity: 60.0%  
 Test Distance: 12.200m [K=1.0000]  
 Remarks:

ZONAL FLUX DIAGRAM

ZONAL FLUX DIAGRAM:

$\gamma$	C0	C45	C90	C135	C180	C225	C270	C315	$\gamma$	$\Phi$ zone	$\Phi$ total	%lum,lamp
10	1176	1149	1162	1217	1244	1274	1267	1211	0- 10	120.0	120.0	14.2,14.2
20	826.3	773.7	776.6	845.1	918.3	989.1	986.3	892.4	10- 20	298.7	418.7	49.6,49.6
30	305.9	256.3	250.6	291.6	359.3	429.3	436.1	363.5	20- 30	273.9	692.6	82,82
40	52.27	43.73	42.39	47.14	61.56	82.16	83.65	64.48	30- 40	99.33	791.9	93.8,93.8
50	14.60	12.60	11.44	11.26	13.51	16.75	18.18	16.71	40- 50	24.22	816.1	96.7,96.7
60	5.263	4.992	4.773	4.732	5.195	5.659	5.715	5.427	50- 60	7.163	823.3	97.5,97.5
70	2.960	2.738	2.579	2.569	2.781	2.931	2.983	3.025	60- 70	3.966	827.3	98,98
80	1.022	0.9768	0.9806	1.005	0.8798	1.144	1.236	1.221	70- 80	2.002	829.3	98.2,98.2
90	0.0097	0.0099	0.0100	0.0099	0.0001	0.0002	0.0095	0	80- 90	0.4741	829.7	98.3,98.3
100	0.0096	0.0097	0.0097	0.0096	0.0294	0.0483	0.0389	0.0579	90-100	0.0153	829.8	98.3,98.3
110	0.1429	0.1443	0.1641	0.1341	0.1646	0.1550	0.1455	0.1641	100-110	0.0695	829.8	98.3,98.3
120	0.7681	0.9046	0.9168	0.7597	0.6836	0.5803	0.6016	0.6578	110-120	0.3746	830.2	98.3,98.3
130	2.319	2.556	2.558	2.256	1.971	1.796	1.793	1.972	120-130	1.217	831.4	98.5,98.5
140	4.551	4.841	4.837	4.432	4.026	3.780	3.797	4.053	130-140	2.439	833.9	98.8,98.8
150	6.912	7.150	7.204	6.816	6.417	6.155	6.174	6.417	140-150	3.419	837.3	99.2,99.2
160	8.553	8.639	8.794	8.533	8.290	8.113	8.150	8.199	150-160	3.503	840.8	99.6,99.6
170	9.391	9.499	9.569	9.508	9.401	9.347	9.309	9.259	160-170	2.525	843.3	99.9,99.9
180	9.871	9.954	9.928	9.894	9.929	10.00	9.947	9.923	170-180	0.9221	844.2	100,100
DEG	LUMINOUS INTENSITY:cd									UNIT:lm		

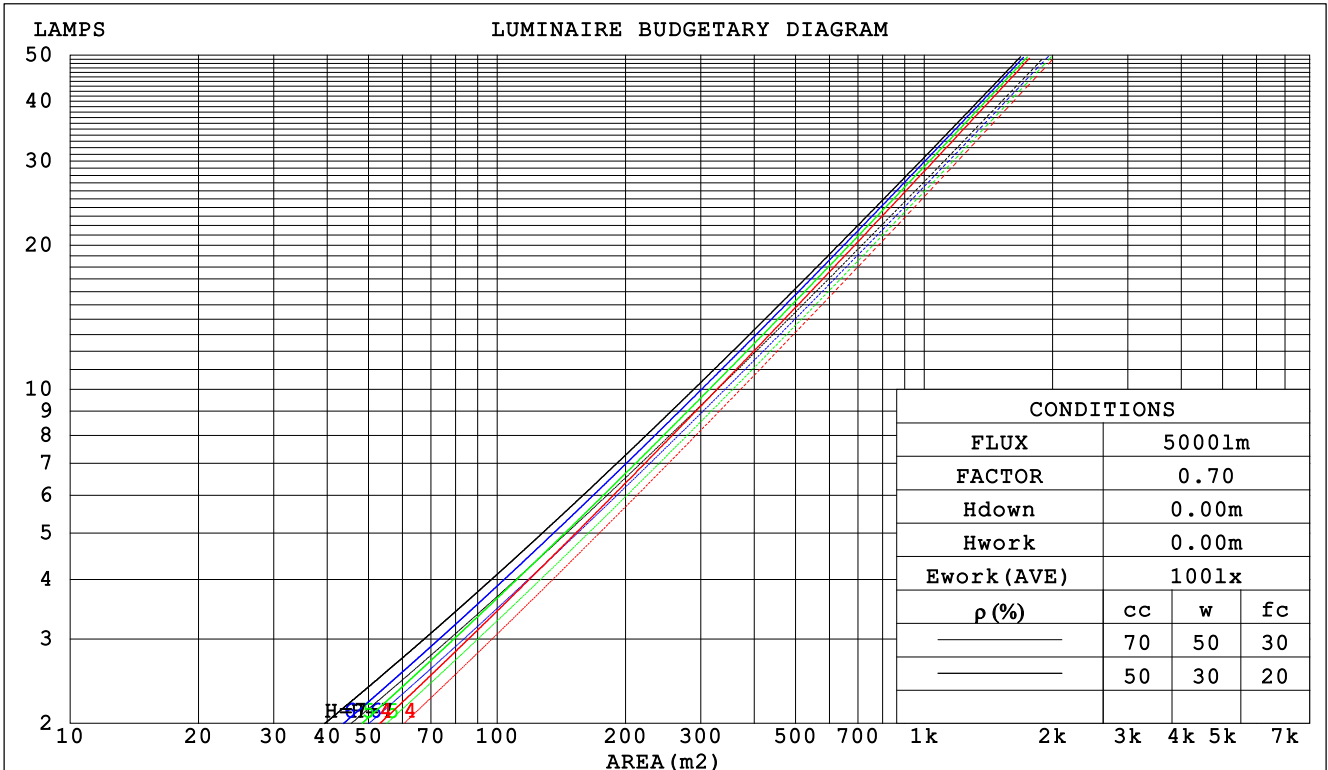
C Range: 0 - 360DEG  
 C Interval: 22.5DEG  
 Test Speed: HIGH  
 Temperature:25.3DEG  
 Operators:03  
 Test Date:2020-07-27

$\gamma$  Range: 0 - 180DEG  
 $\gamma$  Interval: 1.0DEG  
 Test System:EVERFINE GO-2000A\_V1 SYSTEM V2.0.281  
 Humidity:60.0%  
 Test Distance:12.200m [K=1.0000]  
 Remarks:

CU AND LUMINAIRE BUDGETARY ESTIMATE DIAGRAM

Test:U:240.3V I:0.0440A P:9.875W PF:0.9331 Lamp Flux:844.23x1 lm		
NAME: R750	TYPE:	WEIGHT:
SPEC.:	DIM.:	SERIAL No.:1
MFR.: AXG	SUR.:	PROTECTION ANGLE:

ρcc	80%			70%			50%			30%			10%			0
ρw	50%	30%	10%	50%	30%	10%	50%	30%	10%	50%	30%	10%	50%	30%	10%	0
ρfc	20%			20%			20%			20%			20%			0
RCR	RCR:Room Cavity Ratio															
	Coefficients of Utilization(CU)															
0.0	1.19	1.19	1.19	1.16	1.16	1.16	1.10	1.10	1.10	1.05	1.05	1.05	1.00	1.00	1.00	.98
1.0	1.11	1.09	1.06	1.09	1.06	1.05	1.04	1.03	1.01	1.00	.99	.98	.97	.96	.95	.93
2.0	1.04	1.00	.97	1.02	.99	.96	.99	.96	.93	.95	.93	.91	.92	.91	.89	.87
3.0	.98	.93	.89	.96	.92	.88	.93	.90	.87	.91	.88	.85	.88	.86	.84	.82
4.0	.92	.87	.83	.91	.86	.82	.88	.84	.81	.86	.83	.80	.84	.81	.79	.78
5.0	.87	.81	.78	.86	.81	.77	.84	.80	.76	.82	.78	.75	.80	.77	.75	.73
6.0	.82	.77	.73	.81	.76	.73	.80	.75	.72	.78	.74	.71	.77	.73	.71	.69
7.0	.78	.73	.69	.77	.72	.68	.76	.71	.68	.75	.71	.67	.73	.70	.67	.66
8.0	.74	.69	.65	.73	.68	.65	.72	.68	.64	.71	.67	.64	.70	.66	.64	.62
9.0	.71	.65	.62	.70	.65	.61	.69	.64	.61	.68	.64	.61	.67	.63	.61	.59
10.0	.67	.62	.59	.67	.62	.58	.66	.61	.58	.65	.61	.58	.64	.60	.58	.57



C Range: 0 - 360DEG  
 C Interval: 22.5DEG  
 Test Speed: HIGH  
 Temperature:25.3DEG  
 Operators:03  
 Test Date:2020-07-27

γ Range: 0 - 180DEG  
 γ Interval: 1.0DEG  
 Test System:EVERFINE GO-2000A\_V1 SYSTEM V2.0.281  
 Humidity:60.0%  
 Test Distance:12.200m [K=1.0000]  
 Remarks:

WEC AND CCEC

Test:U:240.3V I:0.0440A P:9.875W PF:0.9331 Lamp Flux:844.23x1 lm		
NAME: R750	TYPE:	WEIGHT:
SPEC.:	DIM.:	SERIAL No.:1
MFR.: AXG	SUR.:	PROTECTION ANGLE:

ρ <sub>cc</sub>	80%			70%			50%			30%			10%			0
ρ <sub>w</sub>	50%	30%	10%	50%	30%	10%	50%	30%	10%	50%	30%	10%	50%	30%	10%	0
ρ <sub>fc</sub>	20%			20%			20%			20%			20%			0
RCR	RCR:Room Cavity Ratio						Wall Exitance Coefficients (WEC)									
0.0																
1.0	.168	.096	.030	.161	.092	.029	.147	.085	.027	.135	.078	.025	.124	.072	.023	
2.0	.159	.087	.027	.153	.084	.026	.142	.079	.024	.131	.074	.023	.122	.069	.022	
3.0	.151	.080	.024	.146	.078	.023	.136	.074	.022	.127	.069	.021	.118	.066	.020	
4.0	.143	.074	.022	.138	.072	.021	.130	.069	.021	.122	.066	.020	.115	.062	.019	
5.0	.136	.069	.020	.132	.068	.020	.125	.065	.019	.118	.062	.018	.111	.059	.018	
6.0	.129	.065	.019	.126	.064	.018	.119	.061	.018	.113	.059	.017	.108	.057	.017	
7.0	.124	.061	.017	.121	.060	.017	.115	.058	.017	.109	.056	.016	.104	.054	.016	
8.0	.118	.058	.016	.116	.057	.016	.110	.055	.016	.106	.053	.015	.101	.052	.015	
9.0	.113	.055	.015	.111	.054	.015	.106	.053	.015	.102	.051	.015	.098	.050	.014	
10.0	.109	.052	.014	.107	.052	.014	.102	.050	.014	.098	.049	.014	.095	.048	.014	

ρ <sub>cc</sub>	80%			70%			50%			30%			10%			0
ρ <sub>w</sub>	50%	30%	10%	50%	30%	10%	50%	30%	10%	50%	30%	10%	50%	30%	10%	0
ρ <sub>fc</sub>	20%			20%			20%			20%			20%			0
RCR	RCR:Room Cavity Ratio						Ceiling Cavity Exitance Coefficients (CCEC)									
0.0	.204	.204	.204	.174	.174	.174	.119	.119	.119	.068	.068	.068	.022	.022	.022	
1.0	.184	.171	.159	.157	.146	.137	.108	.101	.094	.062	.058	.055	.020	.019	.018	
2.0	.168	.146	.127	.144	.126	.110	.099	.087	.077	.057	.051	.045	.018	.016	.015	
3.0	.155	.127	.105	.133	.109	.091	.091	.076	.064	.053	.044	.037	.017	.014	.012	
4.0	.144	.112	.088	.124	.097	.076	.085	.067	.054	.049	.040	.032	.016	.013	.010	
5.0	.135	.100	.075	.116	.087	.065	.080	.061	.046	.046	.036	.027	.015	.012	.009	
6.0	.127	.091	.065	.109	.079	.056	.075	.055	.040	.044	.032	.024	.014	.011	.008	
7.0	.121	.083	.057	.104	.072	.050	.072	.051	.035	.042	.030	.021	.013	.010	.007	
8.0	.115	.077	.051	.099	.067	.044	.068	.047	.031	.040	.028	.019	.013	.009	.006	
9.0	.110	.072	.046	.094	.062	.040	.065	.044	.028	.038	.026	.017	.012	.008	.006	
10.0	.105	.067	.042	.090	.058	.037	.063	.041	.026	.037	.024	.016	.012	.008	.005	

C Range: 0 - 360DEG  
 C Interval: 22.5DEG  
 Test Speed: HIGH  
 Temperature:25.3DEG  
 Operators:03  
 Test Date:2020-07-27

γ Range: 0 - 180DEG  
 γ Interval: 1.0DEG  
 Test System:EVERFINE GO-2000A\_V1 SYSTEM V2.0.281  
 Humidity:60.0%  
 Test Distance:12.200m [K=1.0000]  
 Remarks:

Uncorrected UGR Table

Test:U:240.3V I:0.0440A P:9.875W PF:0.9331 Lamp Flux:844.23x1 lm										
NAME: R750					TYPE:			WEIGHT:		
SPEC.:					DIM.:			SERIAL No.:1		
MFR.: AXG					SUR.:			PROTECTION ANGLE:		
ceiling/cavity	0.7	0.7	0.5	0.5	0.3	0.7	0.7	0.5	0.5	0.3
walls	0.5	0.3	0.5	0.3	0.3	0.5	0.3	0.5	0.3	0.3
working plane	0.2	0.2	0.2	0.2	0.2	0.2	0.2	0.2	0.2	0.2
Room dimensions	Viewed crosswise					Viewed endwise				
x = 2H y = 2H	14.9	15.8	15.2	16.0	16.1	14.0	14.8	14.2	15.0	15.2
3H	14.9	15.7	15.2	15.9	16.1	14.0	14.7	14.2	15.0	15.2
4H	14.9	15.6	15.2	15.9	16.1	14.0	14.7	14.3	14.9	15.2
6H	14.8	15.5	15.2	15.8	16.1	13.9	14.6	14.2	14.9	15.2
8H	14.8	15.5	15.1	15.8	16.0	13.9	14.6	14.2	14.9	15.1
12H	14.8	15.4	15.1	15.7	16.0	13.9	14.5	14.2	14.8	15.1
4H 2H	14.7	15.5	15.0	15.7	16.0	13.8	14.6	14.1	14.8	15.1
3H	14.8	15.4	15.1	15.7	16.0	13.9	14.5	14.2	14.8	15.1
4H	14.8	15.3	15.1	15.7	16.0	13.9	14.5	14.3	14.8	15.1
6H	14.7	15.3	15.1	15.6	16.0	13.9	14.4	14.3	14.8	15.1
8H	14.7	15.2	15.1	15.6	16.0	13.9	14.3	14.3	14.7	15.1
12H	14.7	15.1	15.1	15.5	15.9	13.8	14.3	14.3	14.7	15.1
8H 4H	14.7	15.1	15.1	15.5	15.9	13.8	14.3	14.2	14.7	15.1
6H	14.7	15.0	15.1	15.5	15.9	13.8	14.2	14.3	14.6	15.1
8H	14.6	15.0	15.1	15.4	15.9	13.8	14.2	14.3	14.6	15.1
12H	14.6	14.9	15.1	15.4	15.9	13.8	14.1	14.3	14.6	15.1
12H 4H	14.6	15.0	15.0	15.4	15.9	13.8	14.2	14.2	14.6	15.0
6H	14.6	15.0	15.1	15.4	15.9	13.8	14.1	14.3	14.6	15.0
8H	14.6	14.9	15.1	15.4	15.9	13.8	14.1	14.3	14.5	15.1
Variations with the observer position at spacings:										
S = 1.0H	+ 3.0 / - 4.0					+ 2.3 / - 3.7				
1.5H	+ 4.8 / - 3.9					+ 4.0 / - 3.4				
2.0H	+ 4.2 / - 2.0					+ 3.7 / - 1.8				

CIE Pub.117 Corrected 844.2 lm Total Lamp Luminous Flux. (8log(F/F0) = -0.6)

C Range: 0 - 360DEG  
 C Interval: 22.5DEG  
 Test Speed: HIGH  
 Temperature:25.3DEG  
 Operators:03  
 Test Date:2020-07-27

γ Range: 0 - 180DEG  
 γ Interval: 1.0DEG  
 Test System:EVERFINE GO-2000A\_V1 SYSTEM V2.0.281  
 Humidity:60.0%  
 Test Distance:12.200m [K=1.0000]  
 Remarks:

**UTILIZATION FACTORS TABLE**

Test:U:240.3V I:0.0440A P:9.875W PF:0.9331 Lamp Flux:844.23x1 lm		
NAME: R750	TYPE:	WEIGHT:
SPEC.:	DIM.:	SERIAL No.:1
MFR.: AXG	SUR.:	PROTECTION ANGLE:

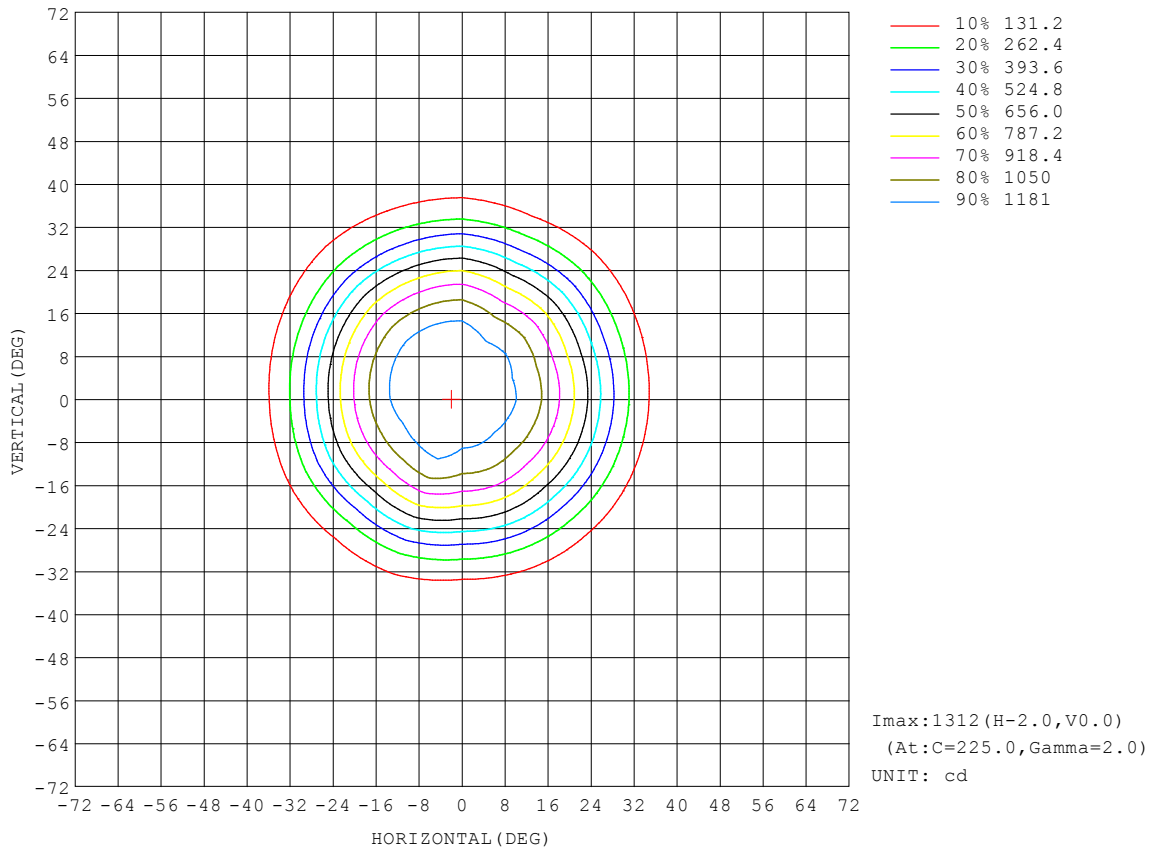
REFLECTANCE										
Ceiling	0.8	0.8	0.8	0.7	0.7	0.7	0.5	0.5	0.5	0
Walls	0.7	0.5	0.3	0.7	0.5	0.3	0.7	0.5	0.3	0
Working plane	0.2	0.2	0.2	0.2	0.2	0.2	0.2	0.2	0.2	0
ROOM INDEX	UTILIZATION FACTORS (PERCENT) $k(RI) \times RCR = 5$									
k = 0.60	88	82	78	87	81	78	86	81	78	74
0.80	95	89	86	94	89	86	93	88	85	81
1.00	99	94	90	98	93	90	97	93	89	85
1.25	103	98	95	102	97	94	100	96	93	89
1.50	106	101	98	104	100	97	102	99	96	91
2.00	108	104	101	107	103	100	104	101	98	93
2.50	110	106	103	108	105	102	105	102	100	94
3.00	111	108	105	110	107	104	106	104	102	95
4.00	113	111	109	111	109	107	107	106	104	96
5.00	115	112	111	112	111	109	108	107	106	97
ROOM INDEX	UF(total)									Direct
According to DIN EN 13032-2 2004			Suspended				SHRNOM = 1.25			

C Range: 0 - 360DEG  
 C Interval: 22.5DEG  
 Test Speed: HIGH  
 Temperature:25.3DEG  
 Operators:03  
 Test Date:2020-07-27

$\gamma$  Range: 0 - 180DEG  
 $\gamma$  Interval: 1.0DEG  
 Test System:EVERFINE GO-2000A\_V1 SYSTEM V2.0.281  
 Humidity:60.0%  
 Test Distance:12.200m [K=1.0000]  
 Remarks:

ISOCANDELA DIAGRAM

Test:U:240.3V I:0.0440A P:9.875W PF:0.9331 Lamp Flux:844.23x1 lm		
NAME: R750	TYPE:	WEIGHT:
SPEC.:	DIM.:	SERIAL No.:1
MFR.: AXG	SUR.:	PROTECTION ANGLE:

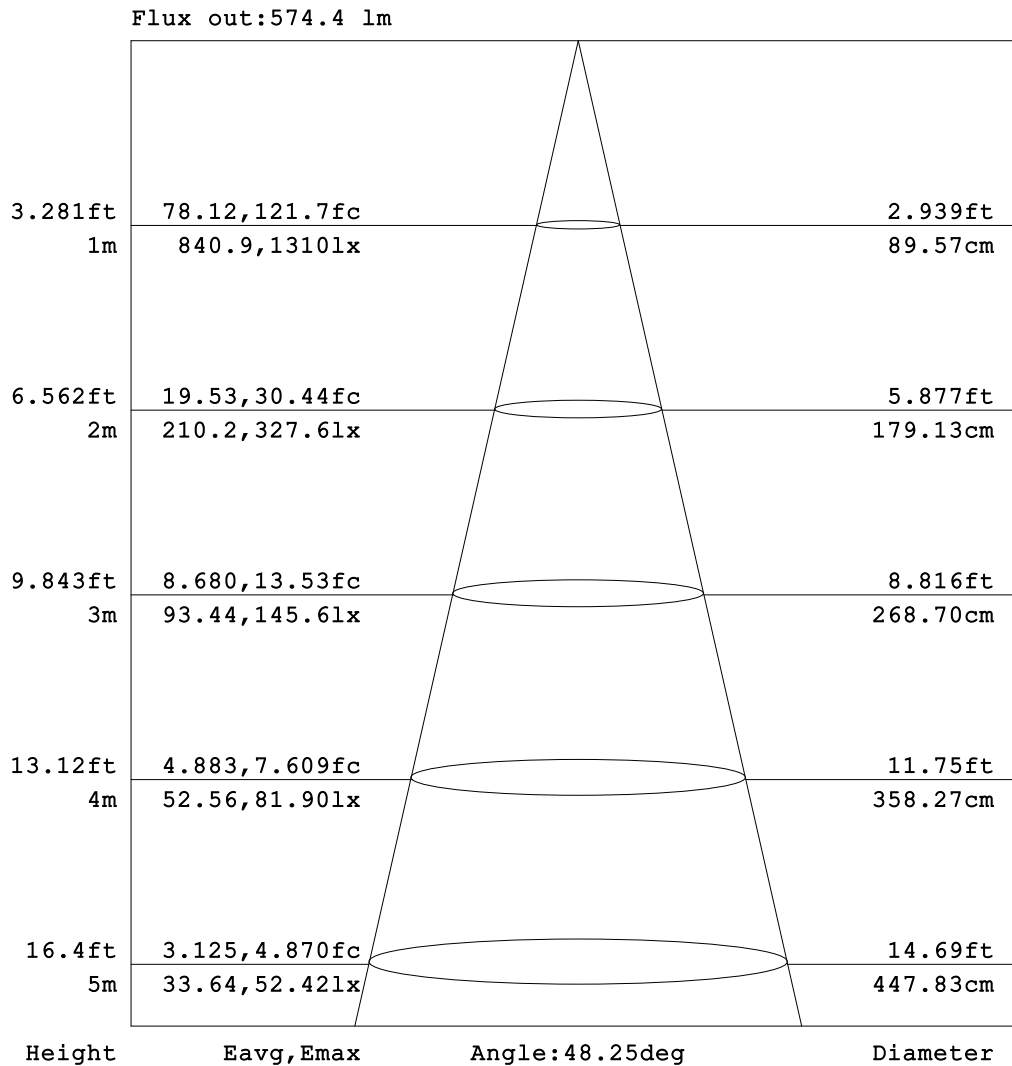


C Range: 0 - 360DEG  
 C Interval: 22.5DEG  
 Test Speed: HIGH  
 Temperature:25.3DEG  
 Operators:03  
 Test Date:2020-07-27

γ Range: 0 - 180DEG  
 γ Interval: 1.0DEG  
 Test System:EVERFINE GO-2000A\_V1 SYSTEM V2.0.281  
 Humidity:60.0%  
 Test Distance:12.200m [K=1.0000]  
 Remarks:

AAI Figure

Test:U:240.3V I:0.0440A P:9.875W PF:0.9331 Lamp Flux:844.23x1 lm		
NAME: R750	TYPE:	WEIGHT:
SPEC.:	DIM.:	SERIAL No.:1
MFR.: AXG	SUR.:	PROTECTION ANGLE:



Note: The Curves indicate the illuminated area and the average illumination when the luminaire is at different distance.

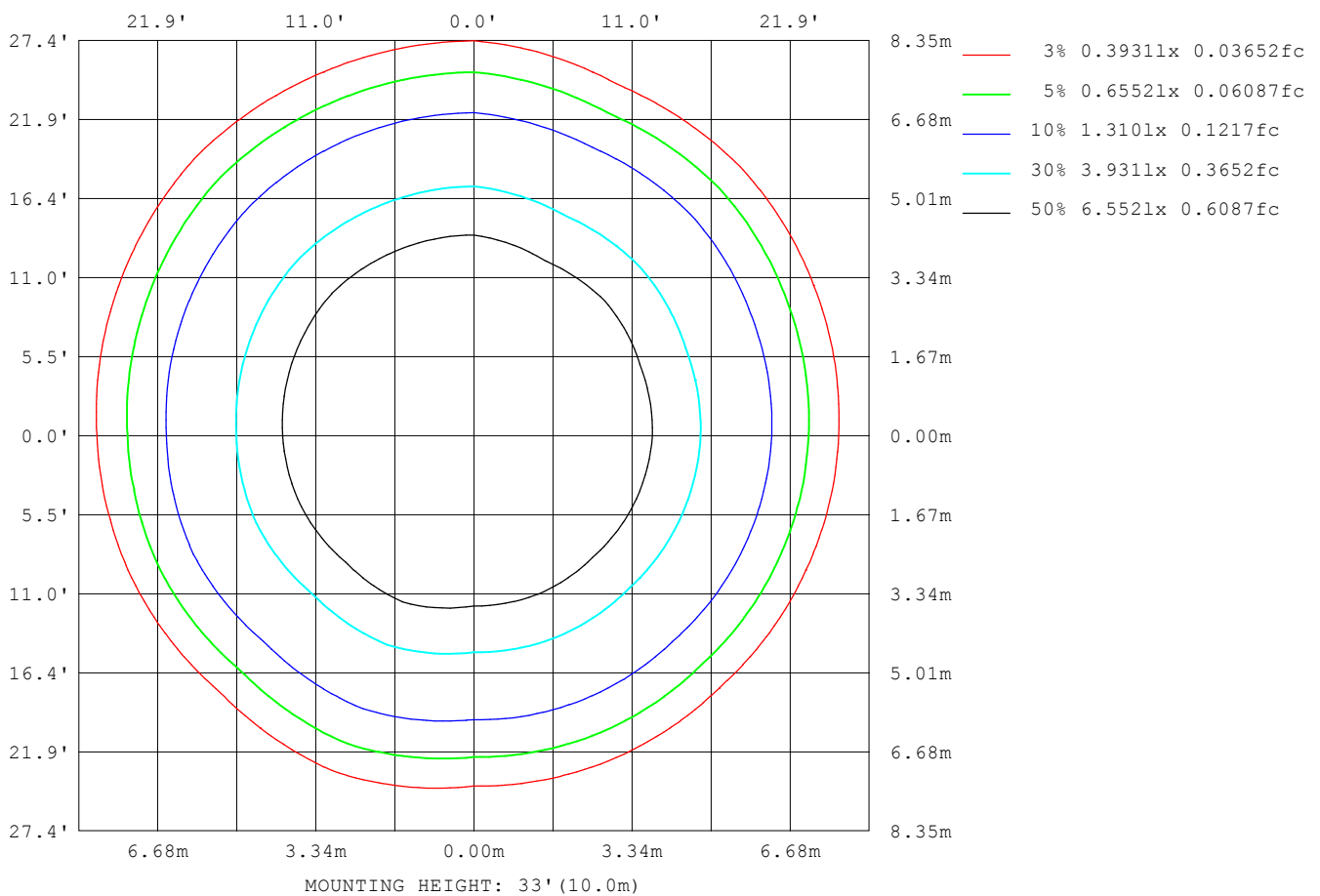
C Range: 0 - 360DEG  
 C Interval: 22.5DEG  
 Test Speed: HIGH  
 Temperature: 25.3DEG  
 Operators: 03  
 Test Date: 2020-07-27

γ Range: 0 - 180DEG  
 γ Interval: 1.0DEG  
 Test System: EVERFINE GO-2000A\_V1 SYSTEM V2.0.281  
 Humidity: 60.0%  
 Test Distance: 12.200m [K=1.0000]  
 Remarks:



ISOLUX DIAGRAM

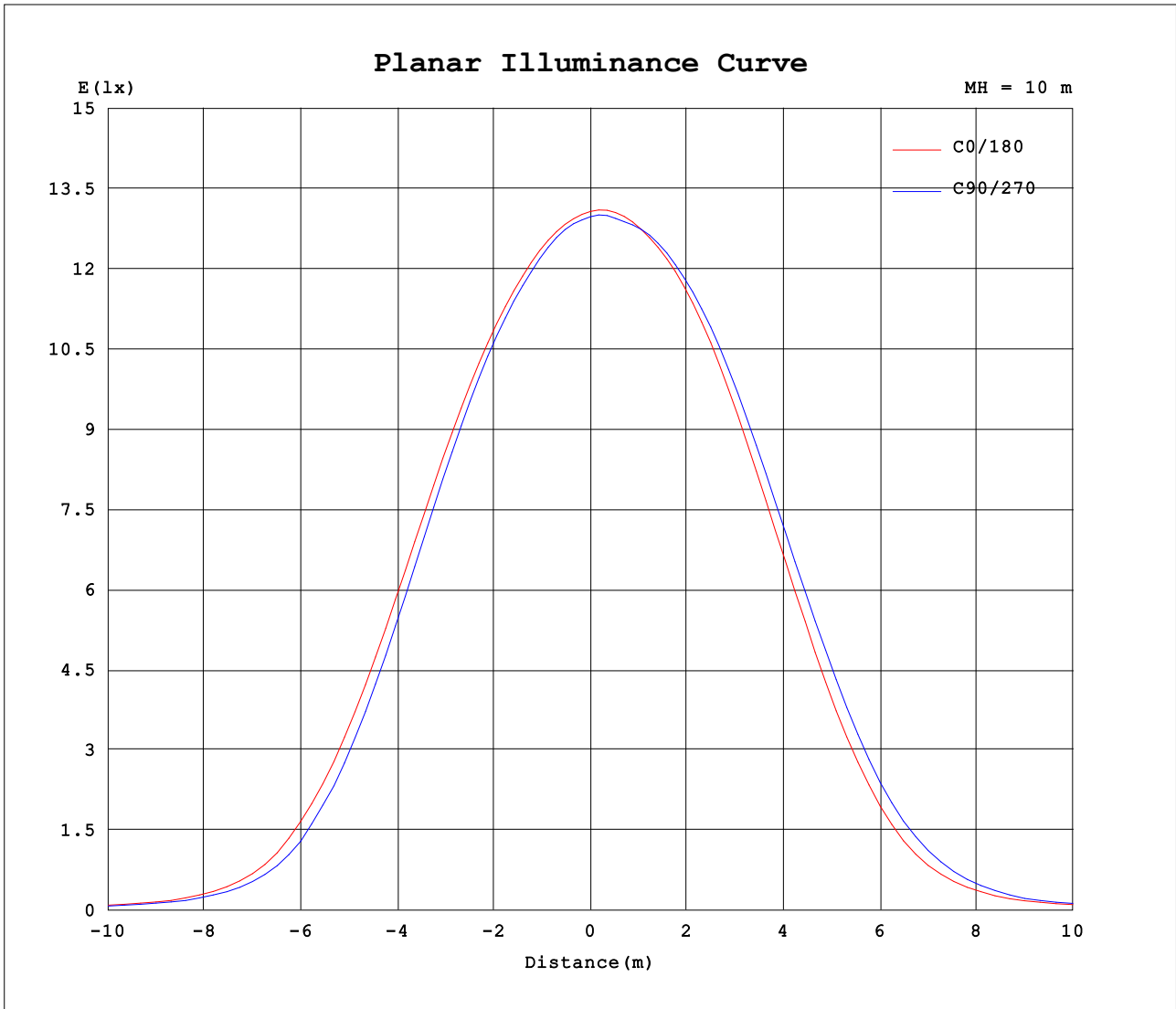
Test:U:240.3V I:0.0440A P:9.875W PF:0.9331 Lamp Flux:844.23x1 lm		
NAME: R750	TYPE:	WEIGHT:
SPEC.:	DIM.:	SERIAL No.:1
MFR.: AXG	SUR.:	PROTECTION ANGLE:



C Range: 0 - 360DEG  
 C Interval: 22.5DEG  
 Test Speed: HIGH  
 Temperature:25.3DEG  
 Operators:03  
 Test Date:2020-07-27

γ Range: 0 - 180DEG  
 γ Interval: 1.0DEG  
 Test System:EVERFINE GO-2000A\_V1 SYSTEM V2.0.281  
 Humidity:60.0%  
 Test Distance:12.200m [K=1.0000]  
 Remarks:

Planar Illuminance Curve



C Range: 0 - 360DEG  
 C Interval: 22.5DEG  
 Test Speed: HIGH  
 Temperature: 25.3DEG  
 Operators: 03  
 Test Date: 2020-07-27

γ Range: 0 - 180DEG  
 γ Interval: 1.0DEG  
 Test System: EVERFINE GO-2000A\_V1 SYSTEM V2.0.281  
 Humidity: 60.0%  
 Test Distance: 12.200m [K=1.0000]  
 Remarks:

LUMINOUS DISTRIBUTION INTENSITY DATA

Test:U:240.3V I:0.0440A P:9.875W PF:0.9331 Lamp Flux:844.23x1 lm		
NAME: R750	TYPE:	WEIGHT:
SPEC.:	DIM.:	SERIAL No.:1
MFR.: AXG	SUR.:	PROTECTION ANGLE:

Table--1

UNIT: cd

C (DEG) \ γ (DEG)	0	23	45	68	90	113	135	158	180	203	225	248	270	293	315	338			
0	1300	1300	1300	1300	1300	1300	1300	1300	1300	1300	1300	1300	1300	1300	1300	1300			
5	1260	1253	1248	1253	1257	1288	1285	1291	1295	1299	1304	1302	1299	1274	1275	1269			
10	1176	1159	1149	1157	1162	1224	1217	1232	1244	1261	1274	1270	1267	1211	1211	1199			
15	1037	1014	997	1006	1007	1081	1073	1108	1125	1154	1178	1174	1171	1094	1091	1066			
20	826	799	774	780	777	851	845	901	918	956	989	985	986	899	892	857			
25	564	536	507	507	501	568	565	632	645	687	729	724	728	644	634	592			
30	306	281	256	252	251	294	292	351	359	394	429	428	436	373	363	327			
35	125	112	101	101	98.8	122	118	145	153	174	198	199	205	163	159	141			
40	52.3	48.1	43.7	43.7	42.4	47.8	47.1	55.3	61.6	71.0	82.2	81.8	83.7	66.0	64.5	56.3			
45	28.7	27.1	25.8	25.8	24.7	25.5	26.2	29.2	31.0	33.5	37.1	37.1	37.8	33.3	32.3	29.9			
50	14.6	13.7	12.6	12.3	11.4	10.6	11.3	13.4	13.5	14.7	16.8	17.1	18.2	18.2	16.7	13.9			
55	7.49	7.30	6.94	6.75	6.44	6.14	6.37	6.93	7.11	7.48	7.98	7.97	8.26	8.44	7.98	7.36			
60	5.26	5.10	4.99	4.87	4.77	4.49	4.73	4.98	5.19	5.47	5.66	5.69	5.71	5.68	5.43	5.24			
65	4.12	3.95	3.86	3.74	3.65	3.38	3.69	3.95	4.13	4.33	4.44	4.52	4.44	4.38	4.19	4.12			
70	2.96	2.80	2.74	2.59	2.58	2.31	2.57	2.73	2.78	2.92	2.93	2.98	2.98	3.20	3.03	2.92			
75	1.92	1.74	1.82	1.71	1.73	1.51	1.73	1.85	1.77	1.89	1.99	2.08	2.05	2.27	2.08	1.99			
80	1.02	0.84	0.98	0.95	0.98	0.81	1.00	1.06	0.88	1.02	1.14	1.30	1.24	1.44	1.22	1.12			
85	0.32	0.17	0.35	0.28	0.34	0.23	0.39	0.39	0.20	0.33	0.43	0.61	0.57	0.69	0.50	0.44			
90	0.01	0.02	0.01	0.00	0.01	0.00	0.01	0.01	0.00	0.02	0.00	0.06	0.01	0.06	0.00	0.01			
95	0.01	0.04	0.01	0.03	0.01	0.03	0.01	0.02	0.02	0.00	0.02	0.00	0.02	0.00	0.01	0.00			
100	0.01	0.05	0.01	0.05	0.01	0.05	0.01	0.04	0.03	0.00	0.05	0.02	0.04	0.00	0.06	0.00			
105	0.01	0.11	0.02	0.13	0.02	0.11	0.01	0.10	0.10	0.00	0.08	0.01	0.09	0.00	0.10	0.00			
110	0.14	0.23	0.14	0.25	0.16	0.21	0.13	0.19	0.16	0.07	0.16	0.05	0.15	0.07	0.16	0.10			
115	0.33	0.47	0.43	0.52	0.44	0.45	0.34	0.40	0.34	0.21	0.29	0.19	0.30	0.23	0.34	0.27			
120	0.77	0.94	0.90	1.00	0.92	0.86	0.76	0.78	0.68	0.54	0.58	0.49	0.60	0.57	0.66	0.67			
125	1.44	1.62	1.63	1.69	1.63	1.50	1.39	1.39	1.21	1.07	1.08	1.01	1.08	1.13	1.20	1.27			
130	2.32	2.52	2.56	2.62	2.56	2.36	2.26	2.21	1.97	1.81	1.80	1.74	1.79	1.92	1.97	2.10			
135	3.37	3.58	3.65	3.70	3.65	3.37	3.27	3.22	2.92	2.74	2.71	2.65	2.71	2.90	2.94	3.13			
140	4.55	4.78	4.84	4.89	4.84	4.54	4.43	4.36	4.03	3.82	3.78	3.73	3.80	4.02	4.05	4.27			
145	5.77	5.99	6.06	6.11	6.07	5.75	5.66	5.59	5.23	5.01	4.97	4.91	4.97	5.21	5.25	5.47			
150	6.91	7.12	7.15	7.23	7.20	6.93	6.82	6.79	6.42	6.19	6.16	6.10	6.17	6.36	6.42	6.62			
155	7.86	8.05	8.04	8.17	8.14	7.95	7.82	7.85	7.47	7.23	7.23	7.17	7.28	7.38	7.43	7.58			
160	8.55	8.72	8.64	8.81	8.79	8.67	8.53	8.68	8.29	8.06	8.11	8.02	8.15	8.16	8.20	8.31			
165	9.05	9.17	9.10	9.30	9.27	9.20	9.09	9.29	8.90	8.74	8.76	8.68	8.81	8.75	8.78	8.90			
170	9.39	9.54	9.50	9.64	9.57	9.59	9.51	9.73	9.40	9.25	9.35	9.17	9.31	9.23	9.26	9.38			
175	9.72	9.83	9.77	9.89	9.80	9.88	9.80	10.1	9.80	9.69	9.82	9.63	9.73	9.59	9.71	9.76			
180	9.87	9.91	9.95	9.95	9.93	9.90	9.89	10.1	9.93	9.86	10.0	9.90	9.95	9.87	9.92	10.0			

C Range: 0 - 360DEG  
 C Interval: 22.5DEG  
 Test Speed: HIGH  
 Temperature:25.3DEG  
 Operators:03  
 Test Date:2020-07-27

γ Range: 0 - 180DEG  
 γ Interval: 1.0DEG  
 Test System:EVERFINE GO-2000A\_V1 SYSTEM V2.0.281  
 Humidity:60.0%  
 Test Distance:12.200m [K=1.0000]  
 Remarks: